

TELEMEDICINE

TELEMEDICINE AT TEXAS ONCOLOGY

VSee FOR iPhone

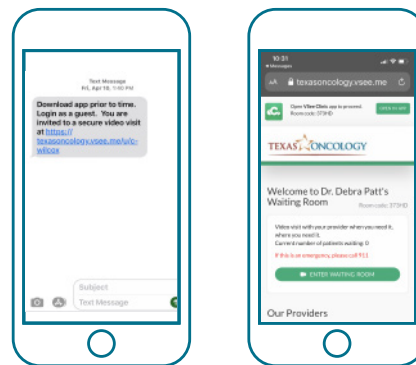
Telemedicine enables patients to connect directly to physicians without having to go to the clinic. VSee, the telemedicine app, is available for telemedicine visits for patient evaluation and management. Telemedicine visits are scheduled by calling the clinic for visits, or may be scheduled through the nursing triage line.

How it works:

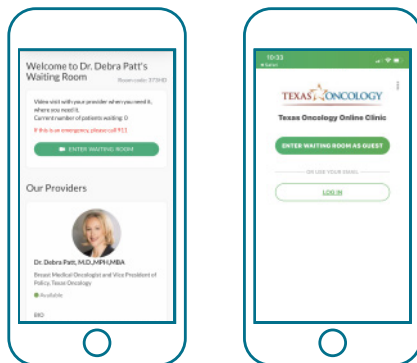
1 Download the VSee Clinic app on your iPhone the day before your appointment.



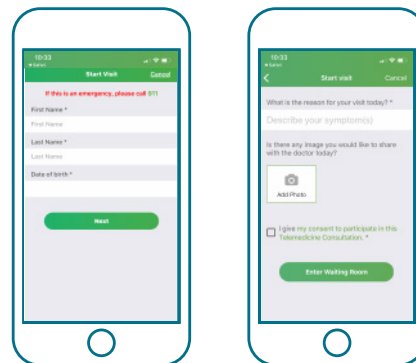
2 A few minutes before your designated appointment you will receive a text message inviting you to your appointment. Since you have downloaded the app, select "Open In App."



3 Click "Enter Waiting Room As Guest" to be directed to your appointment.



4 Please enter your information and select "Next." Agree to the conditions and select "Enter Waiting Room."



5 Visit with your provider and arrange follow-up care.

Why would I use telemedicine?

- If I have an acute illness, and can't come in the clinic because I have fever or other symptoms.
- If I think I have COVID-19.
- If I want to see my provider for a routine follow-up visit.
- If I have a problem I need to discuss with my provider.

How do I make an appointment?

- Call the clinic and speak with the scheduler.
- A nurse may recommend a telemedicine appointment after speaking with you.
- Be sure to download the VSee clinic app so that you are ready to enter the doctor's waiting room when the clinic makes an appointment for you.

What if I have questions?

- Call your local Texas Oncology clinic.